



### District Report Card: 2017


<b>State:</b> Odisha	<b>District:</b> Sonepur
<b>Class:</b> 8	<b>Subject:</b> Science
<b>Schools:</b> 50	<b>Students:</b> 1338


### Participation/Coverage


#### Students

<div>GENDER</div> <div></div>	Boys		Girls	
	Number	%	Number	%
	684	51.12	654	48.88

<div>AREA</div> <div></div>	Rural		Urban	
	Number	%	Number	%
	1250	93.42	88	6.58

<div>CATEGORY</div> <div></div>	SC		ST		OBC		GEN	
	Number	%	Number	%	Number	%	Number	%
	375	28.03	188	14.05	743	55.53	32	2.39

<div>CWSN</div> <div></div>	LD	VI	HI	S&LD	ID	Oth
	5	3	4	1	0	2

<div>Management</div> <div></div>	Government		Government-aided	
	Number	%	Number	%
	1338	100.00	0	0.00

### Average Performance of Students in Science (%)

Overall	Gender		Area		Management		Social Group			
	Male	Female	Rural	Urban	Govt.	Aided	SC	ST	OBC	GEN
38.24	38.17	38.31	38.67	32.12	38.24	0.00	38.90	35.85	38.55	37.29

## Performance on Learning Outcomes (LOs)

Learning Outcomes	Description	Average Performance(%)
SCI703	Classifies materials and organisms based on properties/characteristics	39.70
SCI704	Conducts simple investigation to seek answers to queries	27.18
SCI705	Relates processes and phenomenon with causes	39.22
SCI708	Measures and calculates e.g., temperature; pulse rate; speed of moving objects; time period of a simple pendulum, etc.	46.79
SCI710	Plots and interprets graphs	24.44
SCI711	Constructs models using materials from surroundings and explains their working	28.19
SCI801	Differentiates materials, organism and processes	44.80
SCI804	Relates processes and phenomenon with causes	46.33
SCI805	Explains processes and phenomenon	32.40
SCI807	Measures angles of incidence and reflection, etc.	28.18
SCI811	Applies learning of scientific concepts in day-to-day life	38.05
SCI813	Makes efforts to protect environment	56.65

Range of Performance of Students who Answered Correctly							
Below 30%		30% - 50%		50% - 75%		Above 75%	
Number	%	Number	%	Number	%	Number	%
513	38.34	472	35.28	284	21.23	69	5.16

## Lowest Performing Learning Outcomes (LOs)

- 1 - Plots and interprets graphs (24.44)
- 2 - Conducts simple investigation to seek answers to queries (27.18)
- 3 - Measures angles of incidence and reflection, etc. (28.18)
- 4 - Constructs models using materials from surroundings and explains their working (28.19)
- 5 - Explains processes and phenomenon (32.40)